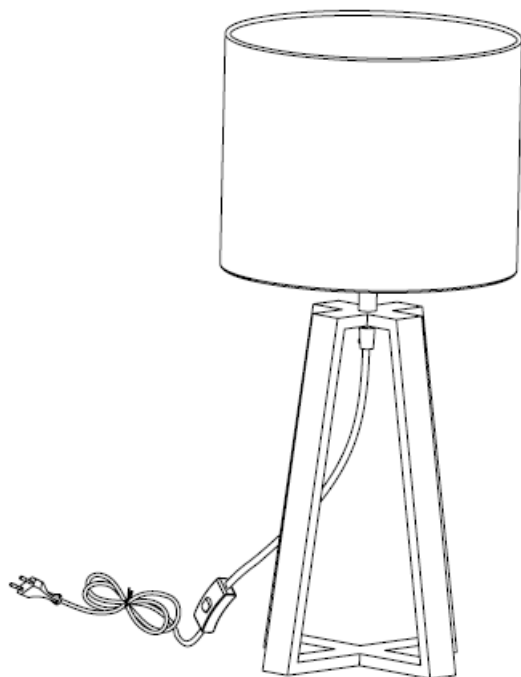







# DESK LAMP

## Instruction manual



### NOTES:

- The symbol  means that this luminaire is doubly insulated and must not be connected to  earthing wire.
-  The symbol  indicates that this luminaire is only suitable for use indoors.
-  This marking indicates that this product should not be disposed of with other household wastes throughout the EU. To prevent possible harm to the environment or human health from uncontrolled waste disposal, recycle it responsibly to promote the sustainable reuse of material resources. To return your used device, please use the return and collection systems or contact the retailer where the product was purchased. They can take this product for environmental safe recycling.

### IMPORTANT SAFEGUARDS:

Type Y attachments:

If the external flexible cable or cord of this luminaires is damaged, it shall be exclusively replaced by the manufacturer or his service agent or a similar qualified person in order to avoid a hazard.

To ensure that your desk lamp gives long-lasting enjoyment, please observe the following safety instructions. Please save this instruction manual.

- Before the first connecting of the appliance ensure that voltage indicated on the rating label corresponds the mains voltage in your home.
- Changing of the bulb is only allowed after unplugging the lamp from the power supply.
- The desk lamp is checked on full conformity to the quality standards and safety.
- The manufacturer is not responsible for damage of properties and persons, caused by incorrect use of the unit.
- In case of doubts, please consult a specialist.

### USING YOUR DESK LAMP:

- Do not use the desk lamp outdoors.
- Unpack and place the desk lamp on a flat surface.
- Plug to the power supply.
- To switch the desk lamp on set the On/Off switch to "ON" position.
- To switch the desk lamp off set the On/Off switch to "OFF" position.
- Before unplugging the appliance from the power supply set the On/Off switch to "OFF" position.
- Before replacing the bulb always unplug the desk lamp from the power supply and allow to cool down.
- Use only with a E27 60W bulb.

### CLEANING:

- Before cleaning always unplug the desk lamp from the power supply.
- Wipe the base, handle and plafond with damp cloth.
- Do not immerse the appliance in water. Do not use detergent or abrasives for cleaning.

---

*INSTALLATION:*

